



Assembly instruction 1/1




φ7\*39mm  
A=8



φ15mm  
B=8



φ15mm  
C=8




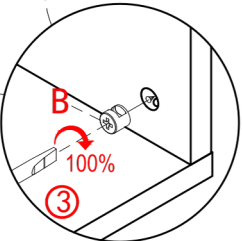
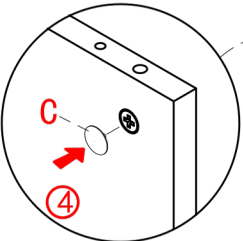
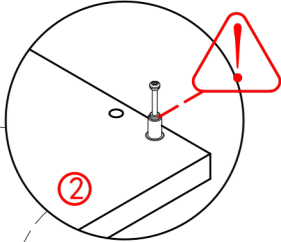
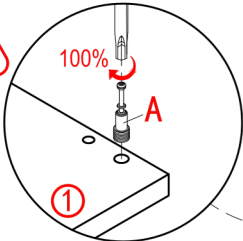

50\*17\*24mm  
D=8



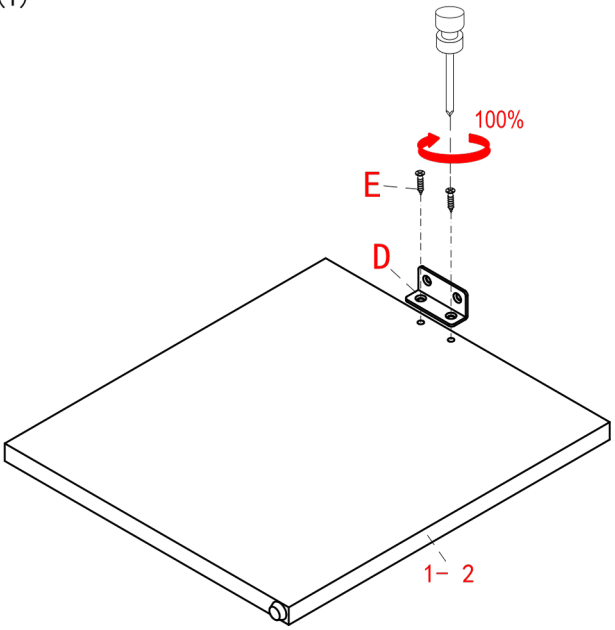
M3.5\*15mm  
E=32

TOOLS—WORKERS






(1)

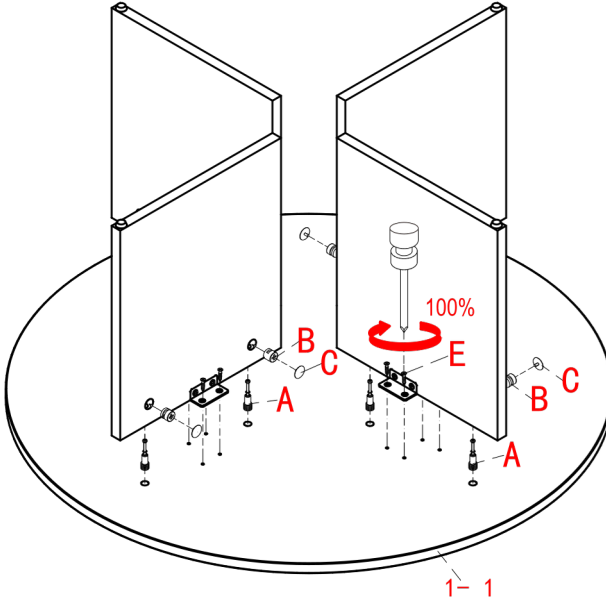


NO.	Size	Quantity
1-02	339x300x16	1

(2)



Please align and install according to the pre-drilled holes.



NO.	Size	Quantity
1-01	800x800x16	1

(3)

